



DATES FOR YOUR DIARY

STUDENT Events

**Students
return**

**Monday 9th
October**

PARENT/CARER Events

P&C Meeting

To be advised

Save the date!

**Senior Graduation
19th November 2017**

**2017 School Concert
Wed 6th Dec 2017**

Out Of The Blue Art Exhibition

The student exhibition ran from 6th – 17th September, and was a collaboration between SSP schools; The Beach school, Fisher Road, Arranounbai, Stewart House and Narreburn school. The exhibition was a wonderful opportunity for students to be inspired by the theme, Out of the Blue, and create art works using a range of mediums such as ceramics, photog-

raphy, painting and sculpture. Fisher Road students worked together to create an amazing ocean installation featuring jelly fish made from recycled plastic bags, a deconstructed surf board and a curtain of blue bottle tops that were collected, and threaded in work skills programs.

The exhibition opening on Friday 8th September was a chance for the community to view the amazing work, some of which were for sale, and celebrate the student achievements. The Fisher Road School signing choir were a spectacular feature to open the exhibition and the audience were impressed.

The student picnic on the 15th September was a chance for students from the five schools to meet together at the art space, view the exhibition and have lunch together in the surrounding park. To celebrate, a giant blue cake was enjoyed by all. Congratulations to everybody who was involved in the student exhibition and we are very proud of the artworks that were created.

Caroline White - Lead Art Teacher



Enhancing an innovative and dynamic school

Fisher Road School Plan 2015-2017
Strategic Direction 2



As this term comes to an end this newsletter highlights some of the class memories and student achievements across the term.

A few highlights for me this newsletter include without a doubt attending the official opening of the Out Of The Blue Art Exhibition was a moment that brought together all of the wonderful aspects of our school. A collaboration of artwork created by students across the school hung from the gallery walls alongside 4 other SSP schools. It represented a term of student engagement as they explored various art mediums and a term of staff support in thinking outside the square ensuring that all students were engaged in this whole school initiative. We are fortunate to have staff to who are passionate in various fields enabling our students to be included when the opportunity arises and for this event I must thank Caroline, Virginia and Donna.G who led our school to be inclusive and promoted our wonderful students to our community. The opening night was standing room only and our fabulous School Signing Choir were asked to open the evening. The students, despite the large audience, performed with ease and it is clear their confidence is growing with every public performance we have. Thank you to the parents who attended on the night and supported our involvement and to the staff Matt, Sue.R and Sue.M who continuously volunteer their time to lead our choir outside of their school role.

2. Medical needs i.e. first aid/seizure
 3. Activities completed e.g. I went bowling
 4. New behaviours observed
 5. Your child's progress (PLP/program)
- 82% (23) respondents advised they would find communication between home and school better if, in addition to the communication book a photograph was sent home each day

There were also many suggestions for different communication platforms. Currently we have 1 class who have been trailing the SeeSaw app with positive feedback and next term we will be expanding this trial to include 2 other classes as we explore various other communication systems. As of next term, every student will have their class timetable stuck into the front of their communication book so that you can refer to the activities they did during the day using the communication system you have developed for use at home. Some parents have requested the class teacher upload some images into Proloquo2go on their child's iPad which has worked successfully whilst other parents continue to send in remnants or photos to aid communication for their child.

Reporting any illnesses or injuries In reviewing our communication, the school have relooked at our communication to parents when their child is sick, the First Aid Officer is called or there is an injury. Parents/carers will be informed of any minor illness or injury via the students communication book on the day with (where possible) a phone call made to parents prior to the student going home.

Thank you for what has been another busy term of teaching and learning. I hope our entire school community have an enjoyable holiday break and return safe, healthy and happy for the final term of the year.

Donna Blatchford

School Principal



A photo of Jason Baldwin Director Public Schools NSW Warringah Network taken by Daniel in Class NS at Out Of The Blue Art Exhibition on opening night



Caroline and Kara



Part of the exhibition

Thank you to all our families who returned the communication survey already there have been some helpful suggestions and feedback that highlight the enablers and barriers to communicating between home and school. Results indicate:

- The top 5 most important aspects of the communication between school and home in the communication book are:
1. general disposition e.g. I had a happy day

Class JO

Jen and Carmel

Class JO would like to share some photos of all the superstars in our class. Congratulations on another wonderful term!



M a r c u s
freewheel-
ing on the
oval.

Dallas hold-
ing the rail-
ing in swim-
ming.



Ang our
super hero
for book
week!

Kai enjoying
music thera-
py.



Tiella-Dakota lov-
ing the switch
toys!



Class VR

Virginia, Donna and
Wendy

Class VR students and staff entered into the spirit of Book Week. We all dressed up and enjoyed Phoenix reading the book 'Brown Bear, Brown Bear, what do you see?' to the class. Some of us cut out bear shapes independently and we all joined the heads, bodies, arms and legs using split pins.

We made face masks of the animals from the story and got to choose which face mask to hold up as the story was told. Using Key Word Signs for the names of the animals was fun and added an extra dimension to the story.

Duck



Bear



Class NS

Nick and Alena

Sam and Kari, two of our teachers, have made some wonderful maths and writing resources for the whole school. These resources are a series of work tubs that focus on the early stages of the maths and English curriculums, such as tracing, matching, sequencing, counting, number recognition and grouping objects into required amounts. In the photos below, you can see Daniel, Kanga and Sekayi working hard on their maths



skills using these tubs.




Class CW

Tess and Jenny

Class CW are learning to use a PECS schedule strip for each school day of the week. Visual schedules help students to have a smooth transition between activities and routines.



Riley taking off a Board Maker symbol and placing in the finished box.



Class SH

Sam, Kari and
Rosie

Class SH celebrated book week by dressing up as our favourite characters and bringing to school our favourite books. It was delightful to see the look of excitement on the student's faces when sharing their favourite stories with their peers. Thank you class SH for bringing in your favourite stories!

Wishing everyone a safe and happy holiday!

Cinderella, Maisy Mouse, Nemo and Little Miss Lady Beetle!




Class RP

Staff: Rebecca, Sue & Ebony

What a fantastic term it has been!!

We have been thrilled with the progress each of our students have made.

It has been lovely to see them interacting more with each other .



Who knows that James loves ducks? ! He was very lucky to have a special one come visit for Book Week!!



2017
Out Of The Blue
Student Exhibition

*Working
Collaboratively in
Visual Arts*



Fisher Road School

Title: Out of the Ocean Blue Medium: Installation of Recycled Material.

Students at Fisher Road School and the school community were involved in the process of this collaborative installation piece. From the collection of recycled materials by parents and the local community, to students preparing holes in the plastic bottle tops, threading and sorting during work skills and fine motor skills programs. The concept of working together became an important learning outcome for all students in this whole school approach to art making across the junior and senior school. The result was a collection of curtain like, threaded bottle tops that were hung in the gallery along with jelly fish made from recycled plastic bags and a deconstructed surf board.






Fisher Road School

Title: Homage to Water Lilies Medium: Acrylic paint on canvas

Students have investigated pictures and artworks of water lilies for inspiration towards this canvas painting. A variety of paint application methods were used. Students built up layers of colour in the background, using a palette knife, and then used reeds dipped in paint to create stalks. Sponges were used to make the flowers and lily pads.





Fisher Road School

Title: Pod

Medium: Acrylic paint on canvas

This abstract painting was created using paint and a palette knife method. The aim was to capture the shape and movement of fish and dolphins to accompany the jellyfish and blue bottle tops installation. Henry did a fantastic job to recreate the ocean life.






Title: Water Collage

Medium: Mixed media on canvas

A variety of materials were used to collage onto these smaller canvases. Fabric, patterned paper, aluminium foil, and copies of famous artist's paintings that feature the subject of Water, were used. Hokusai, Monet, Picasso and Turner were some of the influences. In fine motor skills activities, students used skills in tearing, using scissors to cut and pasting with glue.



Title: The Power of Colour

Medium: Acrylic on canvas

The symbolism associated with colours and movement is powerful. Students chose colours and blended shades using a paint smearing technique. Sensory interaction and input is an integral part of learning and self-regulation of emotions. Individual students worked on a large stretched canvas to explore sensory painting methods.



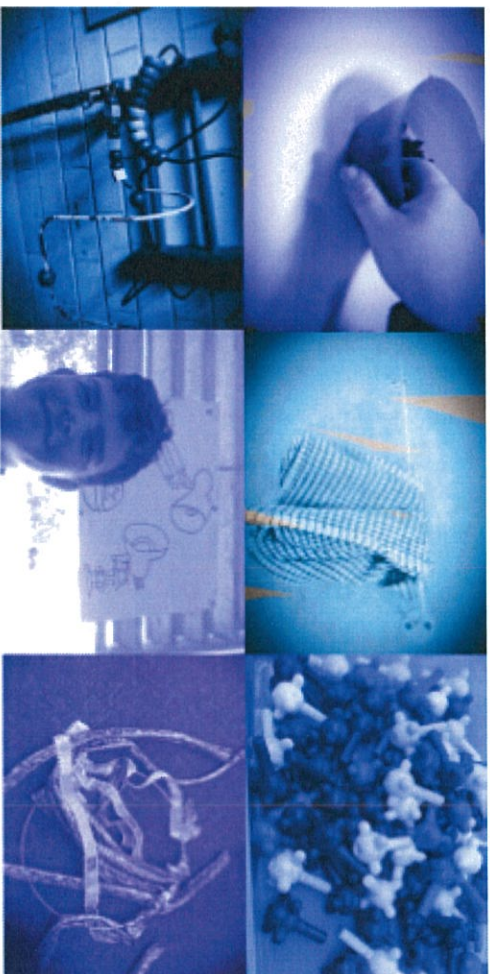


Fisher Road School

Title: My World

Medium: Digital Photography

Digital photography is a medium that all students can access to create images of their own world. Each student was given an iPad, some with assistive technology, and had the opportunity to express themselves through photography. Some students chose self-portraits and other decided to photograph their environment. To manipulate the images, students used photo-editor apps on the iPad to refine their works and add layers. The photographs were displayed in a 6 x 6 tile format within the art space. Below are some of the images created.




Fisher Road School

Title: Out of the Blue Fun

Medium: Photography Skills

Students in Class RP were involved in a performance art piece. They chose props that they enjoy wearing and music that they like to listen to in music choice programs. Free expression, movement and dance was captured in these photography skills of the moment that class RP were having an out of the blue, fun time together. Here are some of the portraits that were taken in front of the students paintings.






Book Week 2017



Class TH **Staff: Trish, John & Justine**

Class TH have enjoyed engaging with a range of technology programs this term. Jonathan has been using 'Symwriter'. He enjoys writing about things he likes such as ice-cream and toast. When a word has been written, the corresponding picture automatically is applied. Jonny has mastered using this program, and loves to read his printed out versions. Lachlan is requesting the iPad using a picture cue symbol. He is enjoying interacting with the 'Big Bang' App. This is an App based on visuals and sounds. Dylan likes interacting with puzzles on the interactive whiteboard (IWB). He is able to use a mouse or touch the screen to complete sets. James also likes to engage with programs on the IWB. His favourite is slide show maker. James is able to select by touching the board and accessing the slides he wants to watch. Jake is very competent at using a range of technology programs. He is continuing to up skill with Symwriter. He is also a great leader when assisting his fellow peers.



Class JK

Staff: Fran, Kari &

Well done to the students of Class JK for another busy and productive term. Thomas has really enjoyed joining the team at Pack-force for work experience in the last few weeks. Harrison has learnt to ride a 2-wheeler bike and is progressing steadily with his reading programs. Zane worked diligently to help create the artworks for the Out of the Blue exhibition. Hannah and Michael have mastered new workskills at school and continue their great progress at work experience. Kane is enjoying making his lunch at school each day, delicious toasted sandwiches. Adam is learning to sign on to his iPad by typing in his name and is very focused when doing so. Enjoy a well-earned break!




Class SB

Staff: Sally & Sue W

Class SB have had a super busy and productive term 3 and we cannot believe how fast it has flown by!! A big highlight has been the Out of the Blue art show that our students were involved in. We had a great time in class making all the hanging blue bottle top curtains for our fantastic art installation.

We wish all our families a fun and safe holiday and rest up for a hectic term 4!!



Class MP

Staff: Maria and Sue R

We would like to share more of our bush garden as we have been focussing on this topic lately. Our native mint was happy to co-exist with the other herb plants



– coriander, parsley. In addition to looking after a native herb

garden, we created a wall display in class about 'Nature Trail'.



This activity involved using our senses from

the time we gathered our materials to the time we at-

tached them on the wall. Gwyneth went around the school to pick up some



Lomandra. Lomandra is a native grass, Aboriginal people used the tough leaves to make bags and baskets. The seeds were also ground

to make cakes and the tender leaf base was eaten. Gwyneth also picked up some paperbark. Connor, Maia and Nathaniel had a feel of the bark before cutting the



bark into the form of native animals. Traditionally, the paperbark bark was used for shelter, for wrapping baked food and for lining ground ovens.

We were very pleased to see how our 'project' is coming out.

Our Footprint Parent, Staff and Community Library

<p>Autism and Everyday Executive Function</p> 	<p>Starving the Anxiety Gremlin</p> <p>A workbook on Anxiety management</p> 
<p>Connor the conker and the Breezy Day</p> <p>An interactive pilates adventure</p> 	<p>Baxter Turns Down his Buzz</p> <p>A story for little kids About ADHD</p> 
<p>BANISH Your Self Esteem Thief</p> <p>A cognitive behavioural Therapy workbook on Building positive self esteem</p> 	<p>The Boy Who Built A Wall around Himself</p> 
<p>Child Development Myths and Misunderstandings</p> 	<p>Specific Learning Difficulties</p> <p>What teachers need To know</p> 
<p>Can I tell you about sensory Processing difficulties</p> 	<p>Ben's Flying Flowers</p> 

THE PITTWATER PADDLE

SUNDAY 12 NOVEMBER 2017

8.4KM AROUND
SCOTLAND ISLAND
OR OUR NEW
3.6 KM FAMILY
FRIENDLY COURSE

KAYAK | SUP | PADDLE BOARD | SKI



The NBI Pittwater Paddle is on again this year, and we'd love you to join in the fun!

NBI is a not-for-profit organisation that provides support to Northern Beaches families who are living with a disability. We believe that people with disabilities should enjoy individual choice, new opportunities, stretched boundaries and connected communities.

The Pittwater Paddle is NBI's main fundraising event for the year, and we are asking for you to support us by registering to paddle on the day, and by fundraising for us, so that we can continue to support children with additional needs, and their families living in the Northern Beaches.

REGISTER TODAY | WWW.PITTWATERPADDLE.ORG.AU




EVENT DETAILS

Date Sunday 12 November 2017
Time 9am (registration from 8am)
Location Winnerremy Bay, Mona Vale
Register www.PittwaterPaddle.org.au
For more info contact katie@nbi.org.au
BYO Paddle Craft
Entry Fees Apply

AN INVITATION



RNSH SCHOOL
CONNECT LEARN EMPOWER



Please join us in supporting the students of Royal North Shore Hospital School as well as the Seven Women Charity!

The Royal North Shore Hospital School is hosting a very special end of year event, showcasing the wonderful talent of our hospitalised students! This is a pay it forward initiative in which all donations and proceeds from the auction will be donated to Seven Women. Seven Women is a charity founded by Stephanie Woollard that supports and empowers the underprivileged people of Nepal.

With special guest speaker Stephanie Woollard

When: Thursday 19th October 9:30 – 10:30am followed by morning tea

Where: Auditorium, Kolling Building – next to RNSH

Cnr Reserve Rd and Westbourne St (Off Herbert St)

ST LEONARDS NSW 2065


RSVP: Vanessa Murphy, Principal ph 94632280

or email vanessa.murphy@det.nsw.edu.au

Please follow us on facebook www.facebook.com/rnshschool



seven
women



25TH SEPTEMBER 2017 TO 29TH SEPTEMBER 2017

Does your child become bored in the school holidays?
Would you like your child to have interesting and stimulating activities to do?
Are you worried that your child with a disability may not be well cared for?

ALLOWAH'S THE ANSWER!

Allowah's School Holiday program is open to all children with moderate to severe disabilities. Children with complex medical needs are most welcome. The program may not suit all children with Autism Spectrum Disorder, but please have a chat with us so we can see what might work.

Allowah staff have experience in caring for children with disabilities and complex medical needs, so your child will have a happy, safe experience. The Allowah School Holiday program is run by our Child Life Therapist and your child will be helped by recreation workers and assistants in nursing. These staff are also fully trained to provide personal care and eating/drinking support.

We will meet with you prior to your child attending the Allowah School Holiday program so that we can get to know what you and your child need.

Allowah School Holiday program can be paid for from the core supports budget in your child's NDIS plan or through private payment. Children admitted to the hospital at the time may be able to join in if they are well enough and where places are available.

Come for one day, come for a couple of days and stay overnight or come for the whole week of fun.

Give us a call to enquire or book - Ph: 8877 3400 and ask for Maura Hanney

Allowah Disability Support Services
8 Perry Street, Dundas Valley, 2117
allowah.org.au



25TH SEPTEMBER 2017 TO 29TH SEPTEMBER 2017

PUPPET LAND!

This is a week of imagination, making, laughing, fun and adventure.. and all things puppets!

On Monday to Thursday we will be entering a magic world of puppets... seeing them, making them and generally having fun with them!

We will be making the most amazing, incredible, outrageous, awe-inspiring puppets you've seen. Some of them will start life as mere socks and wooden spoons, to be born into Puppet Land as some of the most fun, outlandish, off-the-wall and enchanting puppets you will ever meet.

We will host all singing all dancing (we at least as much as puppets can dance) puppet shows and puppets will appear all over Allowah as we enjoy outdoor activities in our playground including ball and balloon games, volley ball, swings and gardening. And on Thursday we will be cooking up a puppet themed storm in Puppet Land.

Friday 29th September is our big day out! We will be heading to Wisteria Gardens in Parramatta for a picnic lunch and... yes, puppets in the wild! After our big day out we will return and have sensory activities using lights, relaxation, massage and music. The perfect end to a perfect week.

Join us in Puppet Land! It's going to be fun!

Give us a call to enquire or book - Ph: 8877 3400 and ask for Maura Hanney

Allowah Disability Support Services
8 Perry Street, Dundas Valley, 2117
allowah.org.au



September 2017

Monday	Tuesday	Wednesday	Thursday	Friday	Saturday	Sunday
4	5	6	7	1	2	3
11	12	13	14	8	9	10
18	19	20	21	15	16	17
25	26	27	28	22	23	24
				29	30	31



October 2017

Monday	Tuesday	Wednesday	Thursday	Friday	Saturday	Sunday
2	3	4	5	6	7	
9	10	11	12	13	14	1
Back to School for Term 4						

home	home	home	drive in car	drive in car	special activity	special activity	special activity
home	home	park	park	beach	beach	grandparent	grandparent
no	yes or no	tomorrow	finished				